ADVANCE®
DECORATIVE LAMINATES

ADVANCE DECORATIVE LAMINATES
(An ISO 9001 ISO 14001 & ISO 45001 Certified Company)

Email: info@advancelam.com
www.advancelam.com

Tollfree 1800 103 4740
Mon to Sat , 10-7pm IST

EyeID ACV.T 09310612889

ADVANCE®
DECORATIVE LAMINATES

ACRYLIC Laminate

DOWNLOAD
E-FOLDER

anti
scratch

ISO 9001, 14001 & 45001 CERTIFIED
COMPANY PRODUCT

ACRYLIC
Laminate

1.5mm | 1.25mm

anti scratch6H

ADVANCE®
DECORATIVE LAMINATES

DECORATING

A type of finish similar to lacquer, Advance acrylic laminate is a non-toxic, anti scratch, reflective high gloss finish which give cabinets a smooth appearance. It is made of polymer fibre, available in a wide range of colours and will give a mirror-like look to your interior. It is a durable decorative option as it leaves a reflective and glossy sheen on the surface of shutters which lasts for years. It comes in a range of bright colours that uplift the aesthetics of your interiors.

STRIPS | SOLIDS | MIRROR | SPARKLES

METALLIC | STONES | WOODEN

1.50 MM

ACRYLIC Laminate

anti scratch 6H

ADVANCE® DECORATIVE LAMINATES



anti scratch 6H ACRYLIC | ADVANCE DECORATIVE LAMINATES

Let's Decorate India

Our Companions in Decorating INDIA mission

Scan & view the video of our companion stars

ISHA KOPPIKAR
(Film Actress)

SAUMYA TANDON
(Film Actress)

PRIYAMANI
(Featured in The Family Man)

TISCA CHOPRA
(Film Actress)

RASHMI DESAI
(Film Actress)

ROHITASH GAUD
(Film Actor)

BRIJENDRA KALA
(Film Actor)

VRAJESH HIRJEE
(Film Actor)

SUSHANT SINGH
(Film Actor)

KIKU SHARDA
(Film Actor)

RAJENDRA CHAWLA
(Film Actor)

ANANT MAHADEAVAN
(Film Actor)

MAHIMA CHAUDHRY
(Film Actress)

SHUBHANGI ATRE
(Film Actress)

KIRAN KUMAR
(Film Actor)

SHISHIR SHARMA
(Film Actor)

MAHESH THAKUR
(Film Actor)

RAKESH BEDI
(Film Actor)

ANANG DESAI
(Film Actor)

ANUP SONI
(Film Actor)

UDAY MAHESH
(Featured in The Family Man)

KAMLESH SAWANT
(Featured in Drishyam-2)

Talking OVER

OUR STORY

Dear customer, it's our Privilege that

Your have selected advance laminates for your surface decoration requirement.

We have over 300 options in various finishes for your residential and commercial spaces be it your drawing room, bedroom, kitchen, wardrobe, office or showroom, we have everything for all needs, utmost care has been provides while manufacturing the emotion of the end users while selection the design. This presentation also has QR codes given with each design. If you wish to see the full sheet view of any design. Also we have given an application book that will help you while selection the design according to a particular application.

Advance decorative laminate is a part of the AMBA GROUP which has been serving the panel trade since 1991. Our manufacturing facility which is spread across 10 acres is located in hapur, 30kms. east to the national capital, Delhi. The factory is equipped with state of the art machinery majorly imported from Europe.

The designs films are sourced from different parts of the globe namely ITALY, KOREA, JAPAN and UNITED STATES. We can truly say we bring the best of the world to India and also push forward the make in India initiative. We have been awarded with ISO 9001:14001 and 45001 certifications where we are committed to comply to world's best standards of quality control, safety of our people and also keeping our environment clean and future safe. We have also been awarded CEMARK, FSC and IGBC which enables us to go about our business while keeping nature protected. We currently have presence on more than 20,000 retail outlets, spread across India. We truly believe in the concept of better than before and consciously strive to improve everything we do.

FOLLOW US

www.advancelam.com

Tollfree: 1800-103-4740
(mon to sat, 10-7pm IST)

21 STATES

107+ DISTRIBUTORS

44613+ DEALERS

24340+ ARCHITECTS
INTERIOR DESIGNERS

65784+ CARPENTERS
RECOMMENDATION

50 MILLION+ SHEETS USED
BY CONSUMERS TILL 31st DECEMBER 2022

PROOF OF EXCELLENCE

QUALITY SYSTEM CERTIFICATION DNV·GL ISO 9001:2015

ENVIRONMENTAL SYSTEM CERTIFICATION DNV·GL ISO 14001:2015

CERTIFICADO DEL SISTEMA DE PREVENCIÓN DNV·GL ISO 45001

CE

FSC The mark of responsible forestry

YOUR VIRTUAL ASSISTANT

Now knowing more about Advance Decorative Laminates Pvt. Ltd. is very easy. Either you want any Advance folder, or have any query about any laminate shade or whatever you want to know about Advance laminate , just scan this **QR CODE**, Advance virtual assistant will help you to get all.

SAY "HI" & GET THE E-CATALOGUE OR MORE

SCAN QR

+91 88000 91181

ANTI SCRATCH
ACRYLIC
LAMINATE

CLASSY & SUPER GLOSSY SURFACE

with Amazing features to stay longer in your interior

DURABILITY

Advance Acrylic laminate is highly durable & hard-wearing

RESISTANCE TO WATER & HEAT

Advance Acrylic laminate is water proof & resistance to heat & changing weather.

PREMIUM APPEARANCE

Gives the surfaces a super glossy, sophisticated appearance.

RESISTANCE TO SCRATCH

Advance Acrylic laminate is excellent scratch resistance properties.

LOW MAINTENANCE

Since Advance Acrylic laminate is anti scratch so it possesses very low maintenance. Just a normal wipe with clean cotton cloth is needed to clean it up.

PREMIUM FINISH

Highly reflective surface with a mirror-like sheen that retains its color & brightness over the years.

TIPS TO KEEP ACRYLIC GLOSSY LAMINATE NEW FOR YEARS

Thanks for selecting such a beautiful and long-lasting Advance acrylic laminate. It is very easy to maintain advance acrylic laminate. By following the some measures you can enhance the life of acrylic glossy laminate.

- To clean the surface of acrylic laminate do not use thinner.
- Wipe the surface gently with a non-abrasive cloth.
- Avoid the use of abrasive liquid cleansers, bleaching compounds or solution as these may damage the surface of the laminate.
- Use mild house hold glass cleaner like COLIN to remove more stubborn stains.
- Clearing should be done with water and a clean, non-abrasive cloth.
- Do not place hot cookware directly on the laminate.
- Acrylic Glossy surfaces looks more beautiful when used for A vertical applications.
- Always store acrylic laminates at temperature below 300 Celsius.
- Avoid the prolonged exposure to temperatures above 300 Celsius, that may cause damage to the laminate surface.

BEST WAYS TO USE ADVANCE ACRYLIC LAMINATES ON INTERIOR FURNITURE

- Always clean the dust particles properly from the substrate (plywood MDF, Particle Board) surface by cloth or soft brush.
- Always use good quality branded PVC adhesive to stick acrylic laminate on substrate. Please don't add water in adhesive before using it.
- Spread the adhesive uniformly by brush, roller or adhesive spreader on acrylic laminate and base substrate (Plywood, MDF, Particle Board).
- It is very necessary to remove the air between acrylic laminate and substrate. Please leave minimum 2mm of groove between two pieces of acrylic laminate.
- At the time of pressing acrylic laminate on base substrate (Plywood, MDF, Particle Board) always use soft pinch roller or normal pressing technique to protect surface from any damage.
- The pressing should be done from the middle of the panel and move towards to the sideline and corners of the panel.
- For better bonding of acrylic laminate on substrate, press it for minimum 12 to 15 hours

HOW TO GET RID OF GENERAL PROBLEMS LIKE BUBBLE & CRACK IN ACRYLIC LAMINATE.

- Avoid the lamination process of acrylic laminate under high humidity environment.
- Use the good quality branded adhesive during installation to avoid air bubble after installation.
- Prevent the base substrate (Plywood, MDF, Particle Board) to absorb moisture. Because after few days of installation, base substrate gradually loses moisture and this resulting in air bubble formation between acrylic laminate and substrate.
- Always use calibrated substrate for furniture. Don't use uneven surface substrate (Plywood, MDF, Particle Board) that may lead to air vacuum and air bubble which may appear after the installation.
- Take extra care during use of big size acrylic laminate for paneling because due to the bigger surface area, improper lamination may lead to air bubble formation after installation.
- Provide the proper recommended time because short bonding/pressing time during the installation of acrylic laminate may lead to air bubbles.
- Keep the acrylic laminate sheet evenly straight. Leave the roll acrylic sheet straight for minimum 48 hours before using it.

DO YOU KNOW HOW TO PREVENT THE COLOR FADE OR YELLOWING OF ACRYLIC LAMINATE?

- Do not expose your acrylic laminate furniture to direct sunlight, it may cause discoloring, fading and yellowing of the laminate.
- Don't use inferior quality over chemical dipped plywood as it can react with adhesive which may cause yellow patches after the installation.
- Don't use synthetic rubber adhesive for bonding as it may lead to brown / colored patches on acrylic laminates.
- Prolong exposure of acrylic laminate above 30-degree temperature should be avoided.

ADVANCE®
DECORATIVE LAMINATES

ACRYLIC

anti scratch 6H

How Advance Acrylic laminate

is **BETTER** than **LACQUERED GLOSS**

Aesthetics

ACRYLIC LAMINATES are preferred decorative surface material for gloss finish. And, they add a visual appeal to your interior.

LACQUERED GLOSS are comparatively less striking in compared to ACRYLIC laminate & needs utmost care after & during application.

Colors & Varieties

ACRYLIC FINISHES retain their color and brightness for ages and are available in plenty of vibrant colors.

While, **LACQUERED GLOSS** has limited variety of color & pattern.

Maintenance & Durability

While **ACRYLIC FINISHES** are scratch resistant. They do tend to get scratched over the years, but always appear ultra-glossy and relatively smooth.

While **LACQUERED GLOSS** are tend to have scratches on its surface very easily.

Cost

As **ACRYLIC FINISHES** are aesthetically more appealing and are easy to clean, they come with lower price than Lacquered Gloss.

While **LACQUERED GLOSS** comes with very high price tag in comparison to **ACRYLIC LAMINATE.**

User Friendly and safety:

ACRYLIC LAMINATES are available in **1.50** and **1.25mm** thickness & they are lighter in weight. So it is safe to use **ACRYLIC LAMINATE** in interior.

LACQUERED GLOSS are available in **6mm** thickness and they are heavy in weight so it is very much risky to use it in interior. There is always a chance of accident during and after the use of Lacquered Gloss.

DOWNLOAD
E-FOLDER

Do you know?

The Difference Between 1.25 &1.5mm Acrylic laminate

1.25
1.5mm

The thickness plays an important role in look and feel of **ACRYLIC LAMINATE.**

Just have a look:

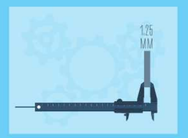

1.25 MM Acrylic Laminate

1. Less scratch resistance, more prone to scratched & stains.
2. Less reflective surface, having low gloss effect
3. Comparatively less life

1.50 MM Acrylic Laminate

1. High reflective surface, having high gloss effect than 1.25mm thickness.
2. 100% Scratch resistance surface
3. Long life in comparison to 1.25mm

BEST WAY TO USE ACRYLIC LAMINATE:

To avoid the colour variation in **ACRYLIC** laminate during application in interior, please use the similar batch number acrylic sheets. There may be slight variation of colour in different batch number.

MIRROR

AR-4002 | TEA BROWN MIRROR

AR-4006 | GREY MIRROR

AR-4007 | GOLD MIRROR

AR-4005 | LIGHT GOLD MIRROR

AR-4003 | ROSE GOLD MIRROR

AR-4001 | WATER MIRROR

AR-4004 | COPPER MIRROR

(Self Adhesive Acrylic Sheets)

HORIZONTAL
GOLD MIRROR LINES

(Self Adhesive Acrylic Sheets)

SERIES 4100 | 1.5MM | anti scratch 6H

ACRYLIC | ADVANCE DECORATIVE LAMINATES



AR-4101
WHITE STRIPS

AR-4103
GREY STRIPS

AR-4102
RAW WHITE STRIPS

AR-4104
BEIGE STRIPS

VERTICAL
GOLD MIRROR LINES

(Self Adhesive Acrylic Sheets)

SERIES 4100 | 1.5MM | anti scratch 6H

ACRYLIC | ADVANCE DECORATIVE LAMINATES



AR-4105
WHITE STRIPS

AR-4107
GREY STRIPS



AR-4106
RAW WHITE STRIPS



AR-4108
BEIGE STRIPS



SERIES 6000 1.5MM anti scratch 6H

ACRYLIC | ADVANCE DECORATIVE LAMINATES

SKIN MATT ANTI SCRTCH

AR-6001 | TAJ WHITE

AR-6002 | PAPPYRUS WHITE

AR-6003 | WEST COAST GREY

AR-6004 | PANTONE JAVA

PLAIN COLOR

SERIES 1000 1.5MM anti scratch 6H

ACRYLIC | ADVANCE DECORATIVE LAMINATES

AR-1002 | ARCTIC WHITE

AR-1001 | INTERIOR WHITE

AR-1003 | DESIGNER WHITE

AR-1004 | SNOW WHITE

AR-1008 | WARM GREY

AR-1007 | DOVE GREY

PLAIN COLOR

COLORS

SERIES 1000 1.5MM anti scratch 6H

ACRYLIC | ADVANCE DECORATIVE LAMINATES

AR-1006 | GRAPHITE GREY

AR-1021 | DARK GREY

AR-1009 | POLAR BROWN

AR-1023 | TWILIGHT BEIGE

AR-1017 | LIGHT BROWN

AR-1016 | OYSTER

PLAIN COLOR

SERIES 1000 | 1.5MM | anti scratch 6H

ACRYLIC | ADVANCE DECORATIVE LAMINATES

AR-1022 | MAROON

AR-1015 | ALMOND PINK

AR-1012 | PETROL BLUE

AR-1011 | OCEAN BLUE

AR-1013 | URBAN NATURAL

AR-1014 | MUTE RAIN

SERIES 1000 1.5MM anti scratch 6H

ACRYLIC | ADVANCE DECORATIVE LAMINATES

PLAIN COLOR

AR-1005 | ROYAL BLACK

AR-1018 | AQUA GREEN

AR-1010 | PACHIFIC

AR-1020 | LEAF GREEN

AR-1019 | DREAM GREEN

SPARKLES

AR-2002 | CANDY SPARKLES

AR-2001 | WHITE SPARKLES

AR-2005 | TAN SPARKLES

AR-2004 | MISTY GREY SPARKLES

AR-2003 | ASH GREY SPARKLES

SERIES 2000 1.5MM anti scratch 6H

ACRYLIC | ADVANCE DECORATIVE LAMINATES

AR-2007 | MUSHROOM METALLIC

AR-2011 | WHITE FROST METALLIC

AR-2012 | PEARL GREY METALLIC

AR-2006 | ROSE GOLD METALLIC

AR-2013 | GOLD METALLIC

AR-3002 | GREY CASPIO STONE

AR-3003 | DARK GREY CASPIO STONE

STONES

AR-3001 | ALBERICA MARBLE



AR-3006 | MILKY WAY STONE

SERIES 3000 1.5MM anti scratch 6H

ACRYLIC | ADVANCE DECORATIVE LAMINATES

AR-3005 | PINARA MARBLE

AR-3004 | LIGHT PINARA MARBLE

AR-5003 | AMARI METALLIC OAK HORIZONTAL

AR-5006 | DARK AMARI METALLIC HORIZONTAL

AR-5004 | BELLA CHESTNUT



AR-5005 | DARK BELLA CHESTNUT



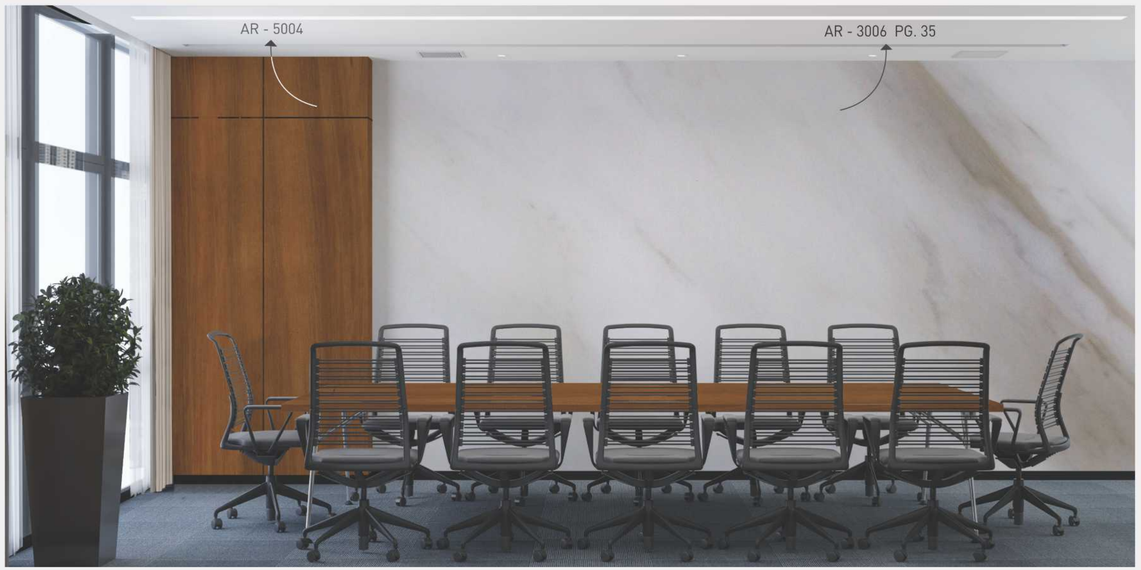

AR-5001 | DARK CANYON PLUM WOOD

AR-5002 | CANYON PLUM WOOD

1.25 MM

ACRYLIC Laminate

anti scratch 6H

ADVANCE® DECORATIVE LAMINATES

SOLIDS

METALLIC

SPARKLES

STONES

PLAIN COLOR

SERIES 100 1.25MM anti scratch 6H

ACRYLIC | ADVANCE DECORATIVE LAMINATES

PLAIN COLOR

LR-104 | ROYAL WHITE

LR-103 | ABSOLUTE WHITE

LR-101 | WHITE LILY

LR-102 | FROSTY WHITE

PLAIN COLOR

SERIES 100 | 1.25MM | anti scratch 6H

ACRYLIC | ADVANCE DECORATIVE LAMINATES

LR-105 | GREY FLANNER

LR-106 | STEEL GREY

LR-107 | SILVER GREY

LR-110 | IVORY

LR-108 | MING RED

LR-109 | BALSAM BROWN

LR-111 | ROYAL BLACK

SERIES 300 1.25MM anti scratch 6H

ACRYLIC | ADVANCE DECORATIVE LAMINATES

LR-301 | ROCK STONE

LR-302 | ARIS STONE

METALLIC

LR-201 | BARLEY METALLIC

LR-206 | EGG WHITE SPARKLES

LR-207 GREY SPARKLES

LR-205 | COLD WHITE SPARKLES

LR-208 | GOTHIC GREY SPARKLES

INDEX

ACRYLIC | ADVANCE DECORATIVE LAMINATES anti scratch

THICKNESS 1.25 MM

S.NO.	DESIGN NO.	DESIGN NAME	PG NO.
PLAIN COLOR (SERIES - 100)			
1	LR - 101	WHITE LILLY	48
2	LR - 102	FROSTY WHITE	48
3	LR - 103	ABSOLUTE WHITE	48
4	LR - 104	ROYAL WHITE	48
5	LR - 105	GREY FLANNER	49
6	LR - 106	STEEL GREY	49
7	LR - 107	SILVER GREY	49
8	LR - 108	MING RED	52
9	LR - 109	BALSAM BROWN	52
10	LR - 110	IVORY	52
11	LR - 111	ROYAL BLACK	52
SPARKLES & METALLIC (SERIES - 200)			
12	LR - 201	BARLEY METALLIC	56
13	LR - 205	COLD WHITE SPARKLES	56
14	LR - 206	EGG WHITE SPARKLES	56
15	LR - 207	GREY SPARKLES	56
16	LR - 208	GOTHIC GREY SPARKLES	56
STONES (SERIES - 300)			
17	LR - 301	ROCK STONE	54
18	LR - 302	ARIS STONE	54

THICKNESS 1.5 MM

S.NO.	DESIGN NO.	DESIGN NAME	PG NO.
PLAIN COLOR (SERIES - 1000)			
19	AR - 1001	INTERIOR WHITE	22
20	AR - 1002	ARCTIC WHITE	22
21	AR - 1003	DESIGNER WHITE	22
22	AR - 1004	SNOW WHITE	22
23	AR - 1005	ROYAL BLACK	28
24	AR - 1006	GRAPHITE GREY	24
25	AR - 1007	DOVE GREY	22
26	AR - 1008	WARM GREY	22
27	AR - 1009	POLAR BROWN	24
28	AR - 1010	PACHIFIC	28
29	AR - 1011	OCEAN BLUE	25
30	AR - 1012	PETROL BLUE	25
31	AR - 1013	URBAN NATURAL	25
32	AR - 1014	MUTE RAIN	25
33	AR - 1015	ALMOND PINK	25
34	AR - 1016	OYSTER	24
35	AR - 1017	LIGHT BROWN	24
36	AR - 1018	AQUA GREEN	28
37	AR - 1019	DREAM GREEN	28
38	AR - 1020	LEAF GREEN	28
39	AR - 1021	DARK GREY	24
40	AR - 1022	MAROON	25
41	AR - 1023	TWILIGHT BEIGE	24
SPARKLES (SERIES - 2000)			
42	AR - 2001	WHITE SPARKLES	29
43	AR - 2002	CANDY SPARKLES	29
44	AR - 2003	ASH GREY SPARKLES	29
45	AR - 2004	MISTY GREY SPARKLES	29
46	AR - 2005	TAN SPARKLES	29
METALLIC (SERIES - 2000)			
47	AR - 2006	ROSE GOLD METALLIC	32
48	AR - 2007	MUSHROOM METALLIC	32
49	AR - 2011	WHITE FROST METALLIC	32

S.NO.	DESIGN NO.	DESIGN NAME	PG NO.
50	AR - 2012	PEARL GREY METALLIC	32
51	AR - 2013	GOLD METALLIC	32
STONES (SERIES - 3000)			
52	AR - 3001	ALBERICA MARBLE	35
53	AR - 3002	GREY CASPIO STONE	34
54	AR - 3003	DARK GREY CASPIO STONE	34
55	AR - 3004	LIGHT PINARA MARBLE	38
56	AR - 3005	PINARA MARBLE	38
57	AR - 3006	MILKY WAY STONE	35
MIRROR (SERIES - 4000)			
58	AR - 4001	WATER MIRROR	14
59	AR - 4002	TEA BROWN MIRROR	14
60	AR - 4003	ROSE GOLD MIRROR	14
61	AR - 4004	COPPER MIRROR	14
62	AR - 4005	LIGHT GOLD MIRROR	14
63	AR - 4006	GREY MIRROR	14
64	AR - 4007	GOLD MIRROR	14
HORIZONTAL GOLD MIRROR STRIPS (SERIES - 4100)			
65	AR - 4101	WHITE STRIPS	15
66	AR - 4102	RAW WHITE STRIPS	15
67	AR - 4103	GREY STRIPS	15
68	AR - 4104	BEIGE STRIPS	15
VERTICAL GOLD MIRROR STRIPS (SERIES - 4100)			
69	AR - 4105	WHITE STRIPS	17
70	AR - 4106	RAW WHITE STRIPS	17
71	AR - 4107	GREY STRIPS	17
72	AR - 4108	BEIGE STRIPS	17
WOODEN (SERIES - 5000)			
73	AR - 5001	DARK CANYON PLUM WOOD	44
74	AR - 5002	CANYON PLUM WOOD	44
75	AR - 5003	AMARI METALLIC OAK HORIZONTAL	40
76	AR - 5004	BELLA CHESTNUT	41
77	AR - 5005	DARK BELLA CHESTNUT	41
78	AR - 5006	DARK AMARI METALLIC HORIZONTAL	40
SKIN MATT (SERIES - 6000)			
79	AR - 6001	TAJ WHITE	20
80	AR - 6002	PAPPYRUS WHITE	20
81	AR - 6003	WEST COAST GREY	20
82	AR - 6004	PANTONE JAVA	20

SUGGESTION WITH TERMS AND CONDITIONS

- There will be no guarantee or exchange under any circumstances.
- Color variations in products from different batches are possible.
- We recommend using products from same batch to avoid color variations.
- Do not use plywood with high moisture content.
- Do not use ply with uneven surface.
- Use only recommended adhesive.
- Apply sufficient pressure.
- We do not recommend pasting of sheets on the printed/branding area of the plywood.
- To avoid De-lamination/air bubbles in between ply & acrylic laminate sheets bonding of acrylic laminate should not be done under high humidity

Scan & Download Folders



USA FOLDER



THE COLORS FOLDER



1mm FOLDER



0.8mm FOLDER



PVC FOLDER



EWC FOLDER



LINER FOLDER

DOOR SKIN

LIMITED WARRANTY

Kindly check the sheet in all aspects immediately after purchasing & prior to cutting.

In case of manufacturing defect, only replacement of used sheet will be made.

No warranty for corner crack or Air bubble.

No Claim will be entertained there after in any of the specifics.

No Claim will be entertained for Air Bubbles

No Claim will be entertained for cracking arising at groove or L Shape

- Apply Sufficient pressure.
- We do not recommend pasting of sheets on the printed/branding area of the plywood.
- To avoid De-lamination/air bubbles in between ply & acrylic laminate sheet bonding of acrylic laminate

ADHESIVE SUGGESTION FOR PASTING

JIVANJOR
PVC LAMINATE ADHESIVE

OR

ASIAN PANTS
TRUGRIP SUPEMA PVC

OR

REHUA
RAUBOND POLY MASTER PVC

(Company warrants that all its products are free from manufacturing defects and perfectly fit for use under normal conditions. In case of any claims, the liability of the Company is however limited to the cost of the product only.)

Note : This folder is only for product promotion and it is not made for sale.